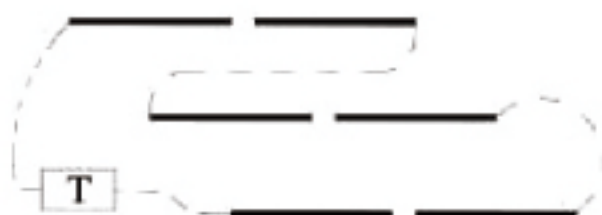


**15MM NEON LIGHTING SYSTEM  
30 OR 60 mA. - INTERIOR OR EXTERIOR- DIMMABLE**



PARTIAL LIGHTING PLAN

DOUBLEBACK LAMP CONNECTIONS

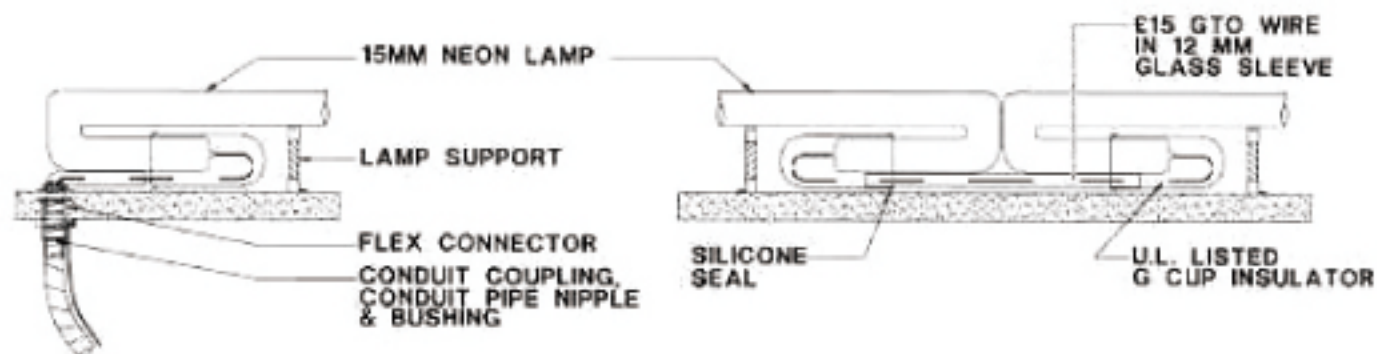
MAX. LAMP LENGTH: 7'-10"

FIELD DIMENSION CURVES

MAX. SECONDARY FEED LENGTH: 20'

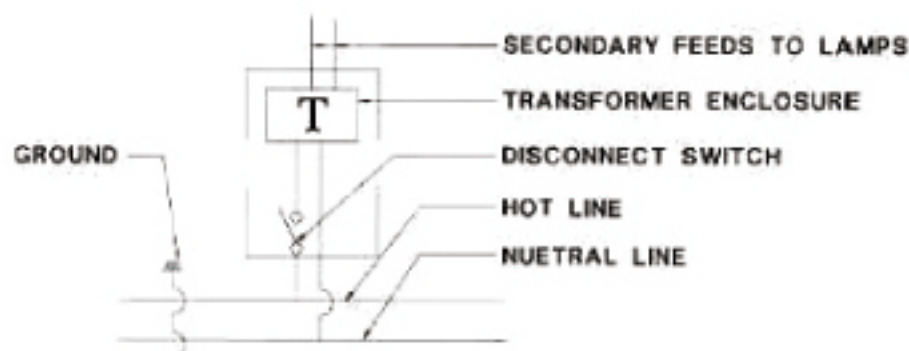
TRANSFORMERS LOCATED IN AN ACCESSIBLE & VENTILATED AREA

DIMMABLE SYSTEM: NORMAL POWER FACTOR TRANSFORMER



END FEED THRU - WALL ASSEMBLY

INTERMEDIATE CONDITION



TRANSFORMER WIRING SCHEMATIC

These drawings and specifications are the exclusive property of Los Angeles Neon + Cathode and may not be reproduced without permission. Please contact LAN+C for additional information as required.